


| Roots and Wings Foundation | | | | |
|--|-------------------------------|------------------|-----------------------------|-----------------|
| Balance Sheet of simplified annual report for other organizations keeping double-entry account | | | | |
| Accounting date: 31st December 2019 | | | | |
| | Description THUF | Previous year | Correction to Prev. year | Current year |
| 01 | A. Fixed Assets | 0 | | 0 |
| 02 | I. Intangible assets | | | |
| 03 | II. Tangible assets | | | |
| 04 | III. Financial investments | | | |
| 05 | B. Current Assets | 83 201 | | 84 290 |
| 06 | I. Stocks | | | |
| 07 | II. Receivables | 108 | | 48 |
| 08 | III. Securities | | | |
| 09 | IV. Liquid assets | 83 093 | | 84 242 |
| 10 | C. Accrued and deferred taxes | 0 | | 11 |
| 11 | ASSET IN TOTAL | 83 201 | | 84 301 |


31th May 2020, Budapest



Scsaurszki Tamás
Representative

| Roots and Wings Foundation | | | | |
|--|--|------------------|-----------------------------|-----------------|
| Balance Sheet of simplified annual report for other organizations keeping double-entry account | | | | |
| Accounting date: 31st December 2019 | | | | |
| | Description THUF | Previous year | Correction to Prev. year | Current year |
| 12 | D. Capital and reserves | 4 370 | | 7 612 |
| 13 | I. Subscribed capital/Issued capital stock | 350 | | 350 |
| 14 | II. Retained profit/Results | 1 392 | | 4 020 |
| 15 | III. Tied-up reserve | | | |
| 16 | IV. Revaluation reserve | | | |
| 17 | V. Trading profit of the current year (from public activities) | 2 628 | | 3 242 |
| 18 | VI. Profit of business activities in current year | | | |
| 19 | E. Provisions | | | |
| 20 | F. Liabilities | 75 | | 932 |
| 21 | I. Subordinated liabilities | | | |
| 22 | II. Long term liabilities | | | |
| 23 | III. Current liabilities | 75 | | 932 |
| 24 | G. Accrued and deferred liabilities | 78 756 | | 75 757 |
| 25 | TOTAL LIABILITIES | 83 201 | | 84 301 |


31th May 2020, Budapest



.....
Scsaurszki Tamás
Representative

| Roots and Wings Foundation | | | | | | | | | | | |
|---|---|----------------|---------------|--------------------------|--------------------------|----------|--------------------------|--------------|---------------|--------------------------|---------------|
| Profit and loss accounts of simplified annual report for other organizations keeping double-entry account | | | | | | | | | | | |
| Report period 1st January, 2019 - 31st December 2019 | | | | | | | | | | | |
| | Description | Basic activity | | | Entrepreneurial activity | | | Total | | | |
| | | THUF | Pr. Year | Correction to Prev. year | Current year | Pr. Year | Correction to Prev. year | Current year | Pr. Year | Correction to Prev. year | Current year |
| 1. | Net revenues from sales | | 78 | 0 | 164 | 0 | 0 | 788 | 78 | 0 | 952 |
| 2. | Capitalized value of own performance | | | | | | | | | | |
| 3. | Other revenues | | 42 396 | 0 | 49 640 | 0 | 0 | 0 | 42 396 | 0 | 49 640 |
| | of which: - membership fee, financial contribution from the founder | | | | | | | | | | |
| | - supports, donations | | 42 396 | 0 | 49 606 | | | | | 0 | 0 |
| 4. | Revenues from financial operations | | 2 684 | 0 | 4 841 | | | | 2 684 | 0 | 4 841 |
| 5. | Extraordinary revenues | | 0 | 0 | 0 | 0 | 0 | 0 | 0 | 0 | 0 |
| | of which: - contribution from the founders | | | | | | | | | | |
| | - supports | | | | | | | | | | |
| A. | Total revenues (1+2+3+4+5) | | 45 158 | 0 | 54 645 | 0 | 0 | 788 | 45 158 | 0 | 55 433 |
| | of which: - revenues from public activities | | 45 157 | | 54 580 | | | | 45 157 | 0 | 54 580 |
| 6. | Material type costs | | 31 346 | | 41 713 | | | 788 | 31 346 | 0 | 42 501 |
| 7. | Staff costs | | 2 022 | | 1 066 | | | | 2 022 | 0 | 1 066 |
| | of which: benefits to leading officers | | 0 | | 0 | | | | 0 | 0 | 0 |
| 8. | Amortization | | 736 | | 73 | | | | 736 | 0 | 73 |
| 9. | Other cost | | 8 295 | | 6 472 | | | | 8 295 | 0 | 6 472 |
| 10. | Costs from financial operations | | 131 | | 2 079 | | | | 131 | 0 | 2 079 |
| B. | Total costs (6+7+8+9+10) | | 42 530 | 0 | 51 403 | 0 | 0 | 788 | 42 530 | 0 | 52 191 |
| C. | Profit/Loss (A-B) | | 2 628 | 0 | 3 242 | 0 | 0 | 0 | 2 628 | 0 | 3 242 |

31th May 2020, Budapest


Scaurszki Tamás
Representative